

ASTER PUBLIC SCHOOL, KP5 PLANNER- CLASS 2



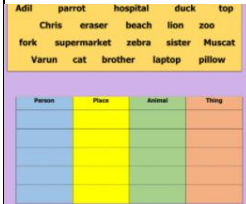
April (SESSION 2021- 22)

THEME OF THE MONTH – MYSELF & MAKING FRIENDS

SOCIAL SKILL – TOGETHERNESS

VALUE- SHARING IS CARING

Story: <https://youtu.be/hllg32W9gmo>

Subject	English Alive	Learning Objective	Learning Outcome	Art Integration	Assessment
ENGLISH	1. Aim high to the sky	To talk about self and foster imagination Making of rhyming words	Children will be able to: understand new words, rhyming words and use words to describe themselves	Vocabulary: Writing down the new words from the chapter. Draw pictures related to the story.	Comprehension Worksheets Oral
	Fitzroy Readers 1. Woodpecker	Reading with phonics: the new sound <i>ch</i> as in <i>chug</i> .	read and understand the poem and lesson read the story with <i>ch</i> sound words, comprehend the story and complete the sheets in the word skills book.	 Writing Practice: Writing new words and question/answer.	Dictation Comprehension Worksheets Oral Dictation
	Grammar 1. Words and sentences	Learning about what is a sentence and types of sentences.	know about words and sentences and frame meaningful sentences. Identify and classify naming words into person, place, animal and thing.	Speaking Skill: Encourage the child to speak few lines about themselves with props  Activity: Make four sections on the page under headings name, place, animal and thing and write 3 examples of each. 	Worksheets Book exercise

MATHS

Numbers and Numeration

Learning about number and number names (0 to 999)

Understand Hundreds, tens and ones, numbers on the Abacus, place value of the digits, Expansion of 3 digit numbers.

Before, after and between. Odd and even numbers. Cardinal and ordinal numbers.

Ascending and descending order.

Comparison of three digit numbers.

understand about numbers and number names, understand place values and expansion of 3 digit numbers, odd and even numbers, cardinal and ordinal numbers, ascending and descending numbers and comparing 3 digit numbers

Activity 1: Expanded Form
Make a number and its expanded form by folding the paper.



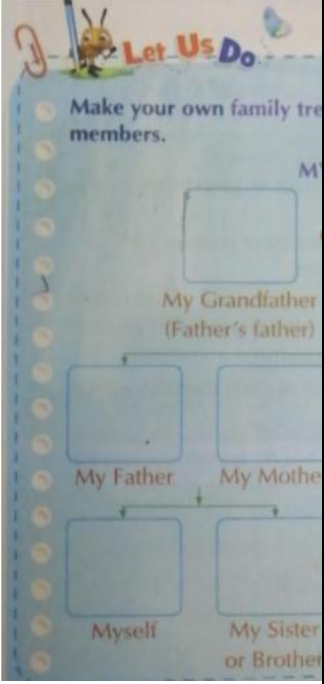
Activity 2 : Use the Number grid to understand the basic concept of bigger and smaller number.

1	2	3	4	5	6	7
11	12	13	14	15	16	17
21	22	23	24	25	26	27
31	32	33	34	35	36	37
41	42	43	44	45	46	47
51	52	53	54	55	56	57
61	62	63	64	65	66	67
71	72	73	74	75	76	77
81	82	83	84	85	86	87
91	92	93	94	95	96	97
101	102	103	104	105	106	107

Activity 3: Use ice cream sticks labelled with numbers to understand the concept of odd and even.

book exercises worksheets

oral

<p>EVS</p>	<p>1. About Myself</p> <p>2. My Family</p>	<p>Learn the different stages of growing up.</p> <p>Learn about belonging, hobbies, likes, dislikes</p> <p>Speak about their classroom , likes and dislikes</p> <p>Know the concept of family, types of families.</p> <p>Role of each family member.</p>	<p>Understand the different stages of growing up, about belonging, hobbies, likes and dislikes.</p> <p>Know the concept of family, identify types of families, understand role of each family member.</p>	<p>Activity 1: Discuss about hobby and say few lines about your hobby.</p> <p>Activity 2: Make your family tree.</p> 	<p>Worksheets book exercise oral</p> <p>worksheets book exercise oral</p>
-------------------	--	--	---	---	---

विषय	पाठ	अधिगम उद्देश्य	अधिगम परिणाम	क्रिया कलाप	
हिन्दी मधुप	1.सवेरा	प्रकृति प्रेम कल्पना शक्ति का विकास कठिन शब्द लिखना और समझना कविता वाचन	सवेरे की परिकल्पना कठिन शब्द लिखना और समझना प्रश्नोत्तर वाक्यबनाओ शब्दार्थ अभ्यास कविता वाचन	सवेराकाचित्रबनाएं। 	अभ्यास अपठितगद्यांश कार्य पत्रक मौखिक
व्याकरण	1.हमारीभाषा	भाषा का महत्व ,भाषा के प्रकार जानना,विभिन्न भाषाओं के नामजानना	भाषा का महत्व, भाषा के प्रकार जानना,विभिन्न भाषाओं के नाम की जानकारी		अभ्यास अपठितगद्यांश कार्य पत्रक मौखिक
	2.संज्ञा	नाम वाले शब्द का परिचय करवाना	नाम वाले शब्द पहचानना	संज्ञाशब्दोंकेचित्रबनाएंयाचिपकाएंऔरउनकेनामलिखें। 	

Experiential Learning

1. Growing Jack O' Lantern activity

Child will learn about gas and chemical reaction when baking soda and vinegar are mixed.

Children will understand what happens when vinegar and baking soda are mixed.



2. Earth Day

Colouring of old pots and containers

Learn how to protect and conserve our green planet

Fancy dress and speaking skill activity.

Children will understand the ways to conserve mother Earth.



ASTER PUBLIC SCHOOL, KP5 PLANNER- CLASS 2




JUNE (SESSION 2021- 22)

THEME OF THE MONTH – MY BODY AND SENSE ORGANS

SOCIAL SKILL – NOT BEING EXHAUSTIVE

VALUE- SAVE AND CONSERVE

Story: <https://youtube/xKl1FfbIH8>

Subject	English Alive	Learning Objective	Learning Outcome	Art Integration	Assessments
ENGLISH	1. Under My Bed	Learn new words to express feelings Learn to express feelings in the given situations	Children will be able to.. understand new words speak few words that express feelings. Comprehend the story and answer questions related to it.	Match the words with its facial expression. FEELINGS Draw a line from each picture to the matching word. 	Comprehension Worksheets Oral Dictation
	Fitzroy Readers 1. Rabbit wants a carrot	Read with phonics 'y' as in happy	read and speak words with the new sound read and comprehend the story and complete the sheets in the skill book.	Vocabulary: Writing down the new words from the chapter and words that express feelings Draw pictures related to the story. 	Comprehension Worksheets Oral Dictation
	Grammar 1. Common and special names 2. Singular and Plural nouns	Differentiate between common and special nouns Learn the rules to change Singular noun to Plural nouns.	sort the naming words into common and special nouns change the singular noun to plural nouns	Write and draw the singular and plural nouns 	Worksheets Book exercise

MATHS

1. Addition

Learn to add 2 and 3 digit numbers without carry over .


Apply the addition facts

Learn the regrouping of numbers and adding 2 and 3 digit numbers with carry over.

Apply addition to solve statement sums

add 2 and 3 digit numbers with and without carry over

Regrouping activity using ice cream sticks.



Addition with carry over using bindis



2. Multiplication table of 11

Know the table of 11

Recite table of 11

Draw a multiplication flower



Book exercises

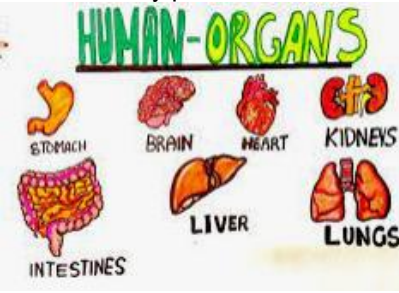


Worksheets

Oral

Book exercises

Worksheets

Oral

<p>EVS</p>	<p>1. My Amazing Body</p>	<p>Learn about the external body parts, sense organs and internal organs.</p> <p>Know the functions of the body parts, sense organs and internal organs.</p> <p>Identify their sense organ and its function</p>	<p>Understand about different body parts and relate the body parts with its function</p>	<p>Activity: Draw / Paste your picture and label the body parts.</p>  <p>Draw the missing sense organ</p> <p>Draw the sense organs that is appropriate to the pictures</p>  <p>Draw a chart of different food groups.</p>	<p>Worksheets Book exercise Oral</p>
	<p>2. The food we eat</p>	<p>Understand different sources of food-food from plants, food from animals.</p> <p>Learn about food habits of people.</p> <p>Know about different food groups.</p> <p>Learn about balanced diet and junk food.</p>	<p>Tell the different sources of food</p> <p>Categorize the food into its respective group</p> <p>differentiate between healthy and junk foods</p> <p>Speak about balanced diet and good food habits</p>	<p>Types of Nutrition Food Mod</p>  <p>Speak about healthy and junk foods</p>	<p>Worksheets Book exercise Oral</p>

विषय	पाठ	अधिगम उद्देश्य	अधिगम परिणाम	क्रिया कलाप	
हिन्दी मधुप	1. नीलमपरी	कल्पना शक्ति का विकास कठिन शब्द लिखना और समझना	बच्चे आज्ञाकारी बनेंगे कल्पना सकती का विकाश होगा चित्र लेखन करेंगे	नीलम परी का चित्र 	अपठितगद्यांश कार्य पत्रक मौखिक
व्याकरण	2. मीठा झगड़ा	आज्ञापालन पाठ का सस्वर पठन वाचन श्रवण कौशल विकास	कठिन शब्द लिखेंगे और समझेंगे बच्चे मिल जुलकर रहेंगे, कविता गायन कर पाएँगे	मेले का चित्र वर्णन 	
	2. सर्वनाम	मेल - जोल, एकता, सम्मान जैसे मूल्यों का विकास कविता गायन , वस्तु विशेष की उपयोगिता समझना कठिन शब्द लिखना और समझना	वस्तु विशेष की अनुपस्थिति के परिणामो पर चिंतन कर पाएँगे कठिन शब्द लिखेंगे और समझेंगे सर्वनाम वाले शब्द पहचानव उपयोग कर पाएँगे		अभ्यास अपठितगद्यांश कार्य पत्रक मौखिक
		सर्वनाम शब्द का परिचय करवाना			

Experiential Learning

1. Canapes making

Children will make a snack without any assistance



2 Magic balloon activity

The students will know that bits of paper attach to the balloon due to static electricity.



3. Making a water pump

The Students will learn that air has weight and causes pressure which forces the water to come out of straw



**ASTER PUBLIC
SCHOOL, KP5 PLANNER- CLASS 2**




JULY (SESSION 2021- 22)

THEME OF THE MONTH – OUR BASIC NEEDS

SOCIAL SKILL – APPRECIATION

VALUE- RESPECTING ELDERLS

<https://youtube/wjnoem44ss>

Subject	English Alive	Learning Objective	Learning Outcome	Art Integration	Assessments
ENGLISH	<p>1. No smiles today. 2 .Hello! Hello!</p>	<p>Learn new words Learn to speak about our friends read and understand poem learn words related to water bodies Learn to express feelings in the given situation.</p>	<p>Child will be able to.. understand new words and its meaning speak few lines about your friend.. Comprehend the story and answer questions related to it.</p>	<p>Draw a picture of any of your friends who has recently lost a tooth</p>  <p>Draw a picture and write few lines about your friend</p>  <p>Draw pictures related to the story.</p> 	<p>Comprehension Worksheets Oral Dictation Comprehension Worksheets Oral Dictation</p>
	Fitzroy Readers 1. The girl and the ball	<p>Read with phonics new sound of 'wh' as <i>inwhen</i></p>	<p>understand special words and new sound of 'wh' as <i>inwhen</i> read and comprehend the story and complete the sheets in the wordskills book.</p>		
	Grammar 1. Pronouns	<p>To learn about pronouns and usage of pronouns.</p>	<p>use correct pronoun in sentences</p>	<p>Write and draw 3 countable and uncountable naming words</p>	<p>Worksheets Book exercise</p>
	2. Countable and Uncountable nouns	<p>Learn what are countable and uncountable nouns</p>	<p>identify and sort countable and uncountable nouns</p>		

MATHS

1.Subtraction

Learn to subtract 2 and 3 digit numbers without borrowing.

subtract 2 and 3 digit numbers with and without borrowing.

Learn to subtract 2 and 3 digit numbers with borrowing.

apply Subtraction facts

apply subtraction to solve statement sums.

The subtraction game

Students will draw a subtraction board game



Book exercises

Worksheets

Oral

2.Multiplication table of 12

Learn the table of 12

Recite table of 12

Drawing a multiplication flower.



Oral

EVS

1. Water is life

Learn different sources of water and its importance.

understand different sources of water and its importance

Draw the different sources of water.

Book exercise

Learn about water pollution and its effects and how to save and conserve our water resources.

Make a poster on Save Water.

Worksheets



Oral

2. Air around us

Learn about properties of air, uses of air, air pollution and how to reduce air pollution.

talk about the importance of clean air and water.



Activities to show properties of water and Air.

Book exercise

Worksheets

Oral

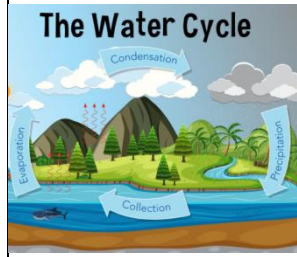
विषय	पाठ	अधिगम उद्देश्य	अधिगम परिणाम	क्रिया कलाप	
हिन्दी	मधुप		बच्चे आत्मनिर्भर	रंगीन पेन्सिलों की छीलन से	

<p>मधुप</p>	<p>1.बदल गयी सुहानी</p> <p>2.सजग बच्चे</p>	<p>आत्मनिर्भर ,आज्ञा पालन ,अच्छी आदतें का विकास सामान व्यवस्थित रखना सीखना कठिन शब्द लिखना और समझना पाठ का सस्वर पठन स्वच्छता , प्रकृति प्रेम समस्या - समाधान कला विकास कठिन शब्द लिखना और समझना</p>	<p>,आज्ञा पालन ,अच्छी आदतें सीखेंगे।</p> <p>एक से अनेक का ज्ञान ,मिलती जुलती ध्वनियों की जानकारी।</p> <p>बच्चे प्रकृति के प्रति सहज बनेंगे</p> <p>समस्या का समाधान कर सकेंगे</p> <p>पाठ पठन कर पाएंगे।</p> <p>पाठ के अंत में दिए गए प्रश्नोत्तर कर पाएंगे।</p>	<p>ग्रीटिंग कार्ड बना कर अपने मित्र को दे। (पृष्ठसंख्या39)</p> <p>बगीचे में जायेंगे और फूल देखकर उनका नाम लिखेंगे।(पृष्ठसंख्या45)</p> <p>कूड़ेदान के उपयोग पर कुछ वाक्य बोलें।</p> 	<p>अभ्यास अपठितगद्यांश</p> <p>कार्य पत्रक मौखिक</p> <p>अभ्यास अपठितगद्यांश</p> <p>कार्य पत्रक मौखिक</p>
<p>व्याकरण</p>	<p>3. वचन</p>	<p>एकवचन और बहुवचन शब्दों को समझना</p>	<p>एकवचन और बहुवचन शब्दों को जान पाएंगे।</p>	<p>एकवचन और बहुवचन गतिविधि।</p> 	<p>कार्य पत्रक मौखिक अभ्यास</p>

Experiential Learning

1. Water Cycle

Child will learn about evaporation, condensation and precipitation.



2. Fire less cooking

Sandwich making

Child will independently make sandwich and sort the food ingredients on the basis of food group



3. Activities to show properties of water and Air.

Child will learn about the properties of air and water



Experimenting with the Changing Shape of Water

**ASTER PUBLIC
SCHOOL, KP5 PLANNER- CLASS 2**



AUGUST (SESSION 2021- 22)




THEME OF THE MONTH – HYGIENE AND PATRIOTISM



SOCIAL SKILL – RESPECT FOR OUR NATIONAL SYMBOLS

VALUE- CLEANLINESS

<https://youtube.com/elvx-mi-WaU>

Subject	English Alive	Learning objective	Learning Outcomes	Art Integration	Assessment
ENGLISH	English Alive 1. Good Night Tinku!	To know new words. To learn to use words that describe sounds To learn about words that imitate animal sounds	Each child will be able to.... Understand new words and complete the exercises	Vocabulary: Writing down the new words from the chapter. Speaking Skills Poem recitation with props and action	Oral Book Exercises Worksheet
	2. The Cow Fitzroy Readers 1. The cat, the dog and the vet.	Read with phonics 'aw' as paw	Read special words with the new sound <i>'aw' as in paw</i> read and comprehend the story and complete the sheets in the skill book.	Draw pictures related to the story  Activity Write few lines about a person you love very much.	Oral Worksheets
	Grammar 1. Describing words	To learn to identify and use describing words	Identify and Use the describing words in making sentences.	Activity Draw a fruit/object and describe it using adjectives. Let your friends guess about the fruit/object you have drawn.	Oral Book Exercises Worksheets
	2. He or She 3. Articles 4. My, your, his	To learn to identify and use he or she words, To learn to use of articles. To learn to use my, your, his in framing sentences	Learn the use of A, An and The understand about naming words for belonging	A , An , The Activity Flash cards of the articles  and nouns. Children will use naming words for belonging while describing about the objects they have in their bag	

MATHS					
	1.Multiplication	To learn the concept of multiplication	<p>knowthe concept of multiplication i.e. repeated addition</p> <p>Learn</p> <p>Multiplication on the number line.</p> <p>Tables from 2 to 10</p> <p>Multiplying 2 digit number by 1 digit number without carryover.</p> <p>Multiplying 2 digit number by 1 digit number with carryover.</p> <p>Multiplying 3 digit number by 1 digit number without carryover.</p> <p>Solve statement sums.</p>	<p>Take any objects e.g cars and ask the children to count the number of wheels in each car and the number of cars (to understand the concept of groups and to find answer by repeated addition as well as multiplication.</p> <p>Flip bottle caps game</p>  <p>Making of multiplication flower.</p> 	<p>-book exercises</p> <p>-Worksheet</p> <p>-Oral</p>
	2.Multiplication tables 13	To learn table 13			Table recitation
	3.Division	To learn the concept of division	<p>Understand the sign and different terms used for used for division</p> <p>Understand division as equal distribution and division as repeated subtraction.</p> <p>Apply different ways of division-division using multiplication tables and long division method</p>	<p>Take some objects (kidney beans or chick peas) and an ice tray and ask the children to divide equally.</p> 	<p>-book exercises</p> <p>-Worksheet</p> <p>-Oral</p>

<p>EVS</p>	<p>1. Clothes we wear</p>	<p>To learn the need of clothes for different seasons, regions, occasions and occupations.</p>	<p>understand about different types of clothes for different seasons, clothes for different occasions, clothes of different regions and different occupation</p>	<p>Activity Draw/Paste pictures of different clothes that we wear according to different seasons.</p> 	<p>book exercises</p> <p>-Worksheet</p> <p>-Oral</p>
	<p>2. Good habits</p>	<p>To learn good habits for a healthy life and keeping our surroundings clean.</p>	<p>understand different ways to keep oneself healthy and keep the surroundings clean.</p>	<p>Poster : Collect wrappers of empty containers that keep your body clean and paste them on a A4 sheet. Explain how these items help you and how to use them properly.</p> 	<p>-book exercises</p> <p>-Worksheet</p> <p>-Oral</p>

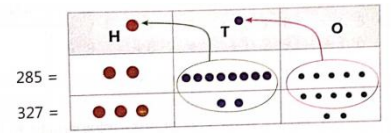
<p>विषय हिन्दी</p>	<p>मधुप 1. सतरंगी गेंद 2. जाड़े की धूप</p>	<p>अधिगम उद्देश्य छात्र मनोरंजन के साथ रंगों को जानेंगे ,पाठ का वाचन कर पाएंगे मौसम के बारे में जान पाएंगे ,प्रकृति प्रेम ,प्रकृति के बदलाव की जानकारी ले पाएंगे। कविता का लय युक्त गायन।</p>	<p>अधिगम परिणाम छात्र पाठ के सही उच्चारण के साथ वाचन कर पाएंगे। मौसम और प्रकृति के बदलाव को जानेंगे। कविता का लय युक्त गायन करेंगे पाठ के अंत में दिए गए प्रश्नोत्तर कर पाएंगे।</p>	<p>क्रिया कलाप चित्र वर्णन (पृष्ठ संख्या 58)</p>  <p>धूप में निकलते हुए हमें क्या क्या सामान अपने पास रखने चाहिए। उनके चित्र बना कर नाम भी लिखिए।</p>	<p>अभ्यास अपठित गद्यांश कार्य पत्रक मौखिक</p>
	<p>व्याकरण 1. विशेषण</p>	<p>विशेषता बताने वाले शब्दों का परिचय।</p>	<p>विशेषता बताने वाले शब्दों को पहचान कर वाक्य बना पाएंगे।</p>	<p>फल या वस्तुओं के चित्र बनाकर उनके लिए कुछ विशेषण शब्द लिखें।</p> 	<p>अभ्यास कार्य पत्रक</p>

Experiential Learning

1. Addition with Regrouping

Children will learn the concept of addition with regrouping

Children will understand how to add numbers with regrouping



2. Fibre to fabric craft.

Children will learn the process of making clothes from cotton balls.

Children will understand the process of making clothes from cotton balls.



3. Life cycle of silkworm

Children will learn about the different stages in the life cycle of a silkworm

Children will understand about the different stages in the life cycle of a silkworm



4. Flameless cooking

Stuffed tomatoes

Children will learn to make stuffed tomatoes.



**ASTER PUBLIC
SCHOOL, KP5 PLANNER- CLASS 2**

SEPTEMBER (SESSION 2021- 22)

Subject		Learning Objective	Learning Outcomes	Art Integration	Assessment
ENGLISH	<p>Alive</p> <p>Revision</p>		<p>Each child will be able to....</p>		<p>Oral Worksheet</p>
	<p>Fitzroy</p> <p>1. Tom and Ben</p>	<p>Read with phonics 'ed' as in barked</p>	<p>understand new sound ' ed as in barked '</p> <p>read and understand the lesson and complete sheets in the wordskills book.</p>	<p>Vocabulary: Writing down the new sound words from the chapter.</p> <p>Draw pictures related to the story.</p>	<p>Oral Book Exercises Worksheet</p>
	<p>Grammar</p>				<p>Oral Book Exercises Worksheet</p>
	<p>1. Naming words for belonging</p> <p>2. Comparisons</p> <p>3. Capital letters and punctuation</p>	<p>Learnto use the naming words for belonging.</p> <p>Learn to compare two people, ideas or things</p> <p>Learn the rules of punctuation.</p>	<p>use 's after a naming word to show that something belongs to someone.</p> <p>understand to compare two people, ideas or things.</p> <p>understand the use of punctuation marks in a sentence.</p>	<p>Activity Children will use naming words for belonging and possessive adjectives while describing about the objects they have in their bag.</p>	

MATHS

1. Division (contd).

REVISION

Book exercise
worksheets

Oral

EVS

1.A House to live in

Understand different types of houses and their importance.

Compare different houses on the basis of their structure

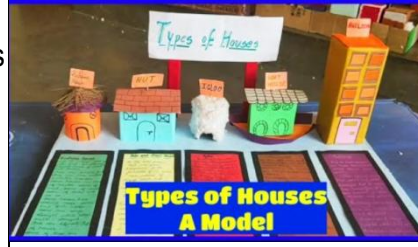
Learn about the different rooms of a house and the activities associated with them

understand different types of houses and their importance

participate in an interaction on types of houses

identify rooms of a house and the activities associated with them

Make a model of any type of house and speak few lines about it.



worksheets
book exercise

oral

REVISION

विषय हिन्दी	पुनरावृत्ति			अपठितगद्यांश कार्य पत्रक	पुनरावृत्ति कार्य पत्रक
----------------	-------------	--	--	-----------------------------	----------------------------

**Experiential
Learning**

--	--	--	--	--

ASTER PUBLIC SCHOOL, KP5
PLANNER- CLASS2



OCTOBER (SESSION 2021- 22)

THEME OF THE MONTH – COMMUNITY HELPERS

SOCIAL SKILL – GET READY. GET SAFE.

VALUE- EVERY WORK IS IMPORTANT

[HTTPS://YOUTU.BE/2K2Z19RIEtE](https://youtu.be/2k2Z19RIEtE)

Subject	English Alive	Learning Objective	Learning Outcome	Activity	Assessment
ENGLISH	1. Tyltyl's adventure 2. How many seconds in a minute?	To know new words. To learn to use words that describe position, animal movements. To learn to use words related to time.	Children will be able to: Read and understand the poem and lesson	Writing down the new words from the chapter. Draw pictures related to the story.	Comprehension Worksheets Oral Dictation
	Fitzroy Readers 1. Eight frogs and snake	To read with phonics 'igh' as in night	read the story with <i>igh</i> as in night sound words, comprehend the story and complete the sheets in the wordskills book.	 Writing Practice: Writing new words and question/answer.	Comprehension Worksheets Oral Dictation
	Grammar 1. Prepositions	To learn position words.	understand and use appropriate prepositions in a sentence.	Use of prepositions. Show pictures to the children and ask them to tell the positions of objects. 	Worksheets Book exercise
	2. Joining words	. To learn the joining words.	understand to use appropriate joining words to join two sentences.	Make flash cards. Divide class into teams and play a game of joining words where appropriate joining word has to be used for joining two sentences.	

MATHS

1. Fractions

To know about the concept of a whole and fractions.

understand one whole and fractions.

understand about types of fractions, naming drawing and shading fractions



Learn about types of fractions using play dough




Learn about types of fractions using play dough

book exercises
worksheets

oral

<p>EVS</p>	<p>1. Our Neighbourhood</p>	<p>Learn the importance of neighbourhood</p> <p>Learn the different places in the neighbourhood</p> <p>Learn about different community helpers and their roles</p>	<p>Understand the importance of neighbourhood</p> <p>Identify the different places in the neighbourhood</p> <p>Identify different community helpers and their roles</p>	<p>Students will play the role of any community Helper and speak few lines on them.</p>  <p>Draw/ paste pictures of different places in your neighbourhood .</p>  <p>Virtual tour on the role of community helpers.</p>	<p>Worksheets</p> <p>book exercise</p> <p>oral</p> <p>worksheets</p> <p>book exercise</p> <p>oral</p>
-------------------	------------------------------------	--	---	---	---

<p>विषय</p> <p>हिन्दी</p> <p>मधुप</p>	<p>पाठ</p> <p>1.अब हम दोस्त हैं।</p> <p>2.जैसी हूँ मैं अच्छी हूँ।</p>	<p>अधिगम उद्देश्य</p> <p>मित्रता ,सहायता, पशु पक्षी से प्रेम जैसे जीवन मूल्यों का विकास।</p> <p>संतोष, खुशी, आत्मा गौरव जैसे मूल्यों का विकास।</p>	<p>अधिगम परिणाम</p> <p>मित्रता ,सहायता, पशु पक्षी से प्रेम जैसे जीवन मूल्यों का विकासहोगा ।</p> <p>संतोष, खुशी, आत्मा गौरव जैसे मूल्यों का विकास होगा।</p> <p>पाठ पठन कर पाएंगे</p>	<p>क्रिया कलाप</p> <p>अपने प्रिय मित्र पर कुछ वाक्य लिखिए ।</p> <p>अपने प्रिय खिलौने का चित्र बनाइये।</p>	<p>अभ्यास</p> <p>अपठितगद्यांश</p> <p>कार्य पत्रक</p> <p>मौखिक</p>
<p>व्याकरण</p>	<p>1.लिंग</p>	<p>स्त्रीलिंग और पुल्लिंग शब्द जानना</p>	<p>स्त्रीलिंग और पुल्लिंग शब्द जान पाएंगे।</p>	<p>स्त्रीलिंग पुल्लिंग शब्दों के जोड़े गतिविधि।</p> 	<p>अभ्यास</p> <p>कार्य पत्रक</p> <p>मौखिक</p>

ASTER PUBLIC SCHOOL, KP5
PLANNER- CLASS 2




NOVEMBER(SESSION 2021- 22)

THEME OF THE MONTH – FESTIVALS OF INDIA

SOCIAL SKILL – UNITY IN DIVERSITY.

VALUE-RESPECT FOR EVERY RELIGION(FESTIVALS OF INDIA)

<https://youtu.be/8YJGJJ6BMOE>

Subject		Learning objective	Learning Outcomes	Activity	Assessment
ENGLISH	English Alive: 1.Piklu and Mynah 2. The water seed	To know new words. To learn to make compound words To express thoughts through pictures and words	Each child will be able to.... understand new words understand and use compound word use words to express their thoughts and draw pictures related to the thoughts	Draw pictures and share thoughts on the kind of world they want to live Virtual tour of a bird sanctuary and making a birdy booklet craft 	Oral Book Exercises Worksheet
	Fitzroy 1.Tabitha and the Thug	Read with 'th' as in <i>thing</i>	read and comprehend the story and complete the sheets in skill book read words with new sound "th' as in thing" read and comprehend the story and complete the sheets in skill book	Writing down the new words from the chapter. Draw pictures related to the story 	Oral Worksheets Dictation
	Grammar 1.Doing words 2.Is , am are 3.Is,am, are, verb +ing 4.Go, goes ,do , does	To learn to identify and use verbs To learn to identify and use helping verbs To learn to use of go ,goes, do does .	use verbs /action words. understand and use the helping verbs To learn to go , goes, do does .his in framing sentences	Draw/paste picture of some action words,write the action and make sentences using the action words. 	Oral Book Exercises Worksheets

MATHS

1 Money

To learn the concept of money
Learn about coin / rupees values .
To learn how to make coin combinations.

To learn addition and subtraction of money.

Understand the concept of money

Identify and relate coin / rupees values .
will be able to count and make coin combinations.

Add and subtract money.

Know about the different currency notes. Play shopping games using dummy coins and notes.

Mock shop Activity
A mock shop is created in class with real objects .Students can use the mock money to buy articles of their choice.(role play)



-book exercises

-Worksheet

-Oral

2. Measurement

To learn about standard and non- standard units of length, weight and capacity.

To learn the concept of heavy and light objects. Learn about how to measure length, weight and capacity,long and short objects.

To learn how to solve problems related to addition and subtraction of length, weight and capacity.

understand standard and non- standard units of length, weight and capacity.

Understand the concept of heavy and light objects.

measure length, weight and capacity,long and short objects.

understand addition and subtraction of length, weight and capacity.

Children will measure length of different objects using pace,foot span and handspan.



Students will make a list of objects from the pantry/house whose length/weight/capacity can be measured and write their corresponding standard unit of measurement.

-book exercises

-Worksheet

-Oral

EVS

1. Our Country and festivals

To learn about the different states and Union Territories in India and their capitals.

To learn about National symbols.

To learn the different types of festivals – National and Religious and the harvest festivals and why do we celebrate festivals.

To learn about unity in diversity amongst us.

understand about the different states and Union Territories in India and their capitals.

understand and Identify National symbols.

Understand the different types of festivals – National and Religious and the harvest festivals and why do we celebrate festivals.

Understand the unity in diversity amongst us.

Draw/paste different national symbols



book exercises

-Worksheet

-Oral

2. Plants around Us

Learn about types of plant- trees, shrubs,herbs,climbers,creepers.

Learn about parts of plant

Learn about the things we get from plants

understand types of plant- trees, shrubs,herbs,climbers,creepers.

Identify parts of plant

Speak about the things we get from plants

Seed Germination



-book exercises

-Worksheet

-Oral



Draw/paste different types of plant with examples.



Draw/paste the list of foods we get from different parts of plant.

Make a sprout chat



विषय	मधुप	अधिगम उद्देश्य	अधिगम परिणाम	क्रिया कलाप	
हिन्दी	मधुप 1.भालू का घर	छात्र अतिथि सत्कार,घमंड न करना,परिश्रम ,बुद्धि का प्रयोग के बारे में ज्ञान। पाठ पठन कर पाना। पाठ के अंत में दिए गए प्रश्नोत्तर कर पाना। गिनती का ज्ञान प्रकृति प्रेम, वन्य जीव संरक्षण, वृक्षारोपण का महत्त्व के बारे में ज्ञान। कविता का सस्वर वाचन कर पाना।	छात्र अतिथि सत्कार,घमंड न करना,परिश्रम ,बुद्धि का प्रयोग के बारे में जान पाएंगे। पाठ पठन कर पाएंगे पाठ के अंत में दिए गए प्रश्नोत्तर कर पाएंगे। गिनती का ज्ञान प्रकृति प्रेम, वन्य जीव संरक्षण, वृक्षारोपण का महत्त्व जान पाएंगे। कविता का सस्वर वाचन कर पाएंगे।	क्रिया कलाप छात्र बताएँगे कि अगर कोई घर आये तो उनका सत्कार कैसे करेंगे A 4पर १ -2० की गिनती लिखेंगे। पशु पक्षियों को उनके घर से मिलाएं (पृष्ठ संख्या 91) 	अभ्यास अपठितगद्यांश कार्य पत्रक मौखिक अभ्यास कार्य पत्रक
	व्याकरण 1.क्रिया	क्रिया शब्दों का परिचय ,पहचान और उपयोग का ज्ञान	क्रिया शब्दों का परिचय ,पहचान और उपयोग कर पाएंगे	क्रिया शब्दों के चित्र बनाएं या चिपकाएं और उन क्रिया शब्दों से वाक्य बनाएं 	
	2.दिनों के नाम	दिनों के नाम का ज्ञान	दिनों के नाम जान पाएंगे	दिनों के नाम लिखेंगे	

ASTER PUBLIC SCHOOL, KP5
PLANNER- CLASS 2




DECEMBER (SESSION 2021- 22)

THEME OF THE MONTH – OUR SURROUNDINGS

SOCIAL SKILL – BE KIND TO ANIMALS

VALUE- EMPATHY

STORY: [HTTPS://YOUTU.BE/WACUWGL9EHS](https://youtu.be/WACUWGL9EHS) (BE KIND TO ANIMALS)

Subject	English Alive	Learning objective	Learning Outcomes	Activity	Assessment
ENGLISH	1. Ismat's Eid	To know new words.	Each child will be able to....	Writing down the new words from the chapter.	Oral Book Exercises Worksheet
	2. The kite	To learn about the virtue of sharing and caring.	understand new words and complete the exercises	Poem recitation with props and action	
	Fitzroy Reader	To learn new sounds	Read words with the new sound	Draw pictures related to the story	Oral Worksheets
	1. Love	'ow' as in blow and 'ear' as in earth	'ow' as in blow and 'ear' as in earth	 <p>Students will write a thank you for any two people they love.</p>	
Grammar	To learn and Use opposites.	understand and Use opposites.	Students will draw/make a kite and write about what will they do if they turn into a kite/bird.	Oral Book Exercises Worksheets	
1. Opposites	To learn about the different tenses with time reference.	understand the different tenses with time reference.			
2. The past and the present	3. It will happen tomorrow		The students will write different action words along with their forms in past, present and future tense.		
					

MATHS

1. Time and Calendar

To learn and read time.

To learn the names of days in a week and months in a year, number of days in each month and seasons in a year

Understand and read time.

Know the names of days in a week and months in a year, number of days in each month and seasons in a year

Students will make a clock using a paper plate.






Students will learn how to count number of days in each month of the year on knuckles.



-book exercises

-Worksheet

-Oral

<p>EVS</p>	<p>1. Animals around us</p>	<p>To learn the different body parts of animals, features of animals</p> <p>To learn about the categorization of animals on the basis of their food habits, name of baby animals, name of animal shelters.</p> <p>To know how animals are useful to us.</p>	<p>Understand the different body parts of animals, features of animals</p> <p>Understand about the categorization of animals on the basis of their food habits, name of baby animals, name of animal shelters.</p> <p>Know how animals are useful to us.</p>	<p>Students will speak about their favourite animal and how to care for pets.</p> <p>Draw/paste pictures of herbivorous, carnivorous and omnivorous animals</p>  <p>Virtual tour of a zoo.</p>	<p>book exercises</p> <p>Worksheet</p> <p>Oral</p>
	<p>2. Transport and communication</p>	<p>To learn about the different means of transport (land, water and air)</p> <p>To learn about different means of communication – personal and mass</p> <p>To learn to categorise different types of transportation into their correct mode.</p>	<p>Understand different means of transport (land, water and air)</p> <p>Understand different means of communication – personal and mass</p> <p>Categorize different types of transportation into their correct mode.</p> <p>Speak about their favourite means of communication/transport</p>	<p>Riddles on mode of transport.</p> <p>Draw/paste pictures of different modes of transport and communication.</p>   <p>Learn to write address.</p> <p>You have to post a greeting card to wish 'Merry Christmas' Complete the postal address that you need to write</p> <p>Name _____ Address _____ City/State _____ PIN _____</p>	<p>book exercises</p> <p>Worksheet</p> <p>Oral</p>

विषय	मधुप	अधिगम उद्देश्य	अधिगम परिणाम	क्रिया कलाप	
हिन्दी	1.होली के रंग	छात्र संस्कृति प्रेम,त्यौहार का महत्व ,प्राकृतिक रंगों की जानकारी	छात्र पाठ के सही उच्चारण के साथ वाचन कर पाएंगे।	होली के त्यौहार का चित्र बना कर कुछ वाक्य लिखेंगे	अभ्यास अपठितगद्यांश कार्य पत्रक मौखिक
	2.परंपरागत खेल	खेलों के बारे में जानना,मिलजुलकरखे लना	खेलों के बारे में जानेंगे ,मिलजुलकर खेलेंगे	परंपरागत खेलों की एक सूची बनाएंगे	
	व्याकरण 1.विलोम शब्द	विलोम शब्दों का परिचय और पहचान कर पाएंगे	विलोम शब्दों का परिचय और पहचान कर पाएंगे	विलोम शब्द गतिविधि	अभ्यास कार्य पत्रक
	2.महीनों के नाम	महीनों के नाम जान पाएंगे	महीनों के नाम जान पाएंगे		



--	--	--	--	--	--

ASTER PUBLIC SCHOOL, KP5

PLANNER- CLASS 2




JANUARY(SESSION 2021- 22)

THEME OF THE MONTH – PATRIOTISM

SOCIAL SKILL – DUTIES AND RIGHTS

VALUE-OBLIGATION/ GRATITUDE

STORY: LOVE YOUR COUNTRY [HTTPS://YOUTU.BE/FVEAS-YIFP4](https://youtu.be/FVEAS-YIFP4)

Subject		Learning objective	Learning Outcomes	Activity	Assessment
ENGLISH	<p>English Alive: 1.Travelling to Assam</p> <p>Fitzroy</p>	<p>To know new words.</p> <p>To learn to use words related to travelling</p>	<p>Each child will be able to....</p> <p>Understand new words</p> <p>Understand and use words related to travelling</p>	<p>Students will make a collage on Assam.</p> 	<p>Oral Book Exercises Worksheet</p>
	<p>1.Owl and the clown</p>	<p>Read with phonics 'ow' as how</p>	<p>read words with new sound 'ow' as in how</p> <p>read and comprehend the story and complete the sheets in skill book</p>	<p>Writing down the new words from the chapter.</p> <p>Draw pictures related to the story</p> 	<p>Oral Worksheets Dictation</p>
	<p>2.Jessica</p>	<p>Read with phonics 'ee' as in tree and n't as in didn't</p>	<p>read words with new sound 'ee' as in tree and n't as in didn't</p> <p>read and comprehend the story and complete the sheets in skill book</p>		
	<p>Grammar</p> <p>1.Has,have, had 2. Was,were</p>	<p>To learn to identify and use has, have, had, was and were</p>	<p>use has ,have ,had, was, were in a sentence.</p>	<p>Students will play a synonym game in class.</p>	<p>Oral Book Exercises Worksheets</p>
	<p>3.Short forms</p>	<p>To learn to identify and use short forms</p>	<p>understand and use the short forms</p>	<p>quick & low-prep matching game</p> <p>SYNONYMS GAME</p> 	
	<p>4.Synonyms</p>	<p>To learn to use of words having similar meaning.</p>	<p>Know about words with similar meaning</p>		
		<p>To learn to use my, your ,his in framing sentences</p>			

MATHS

1.Shapes and Pattern

To learn about straight and curved lines, shapes and figures-plane figures, 3D solids.

To learn about number of faces, edges and corners of 3 D solids with examples

to learn draw sequence of pattern using familiar shapes and complete patterns

understand straight and curved lines, shapes and figures-plane figures, 3D solids.

understand about number of faces, edges and corners of 3 D solids with examples

draw a sequence of pattern using familiar shapes and complete patterns

Draw /paste different types of shapes and figures with their respective faces/sides, edges and corners.



Children will make a castle using different geometric shape templates.



Students will make a pattern block plate.



2.Data Handling

To learn to sort and classify data.

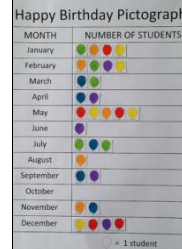
To learn how to collect and interpret simple data
Interpret data in pictograms, chart.
Solve problems involving data.

sort and classify data.

collect and interpret simple data
Interpret data in pictograms, chart.
Solve problems involving data.

Data Collection

Make a birthday chart of your friends.



-book exercises

-Worksheet

-Oral

-book exercises

-Worksheet

-Oral

EVS

1. Safety habits

To learn about safety rules at home, on road, while playing, while riding a vehicle and while swimming

understand and follow the safety rules at home, on road, while playing, while riding a vehicle and while swimming

Students will speak about safety rules in class.

book exercises

-Worksheet

Students will make a first aid box.


-Oral



2.Directions and time

To learn about the different directions.


different directions. Know about the compass, different durations of a day,time in the clock and months in a year





-book exercises

-Worksheet

-Oral



<p>विषय हिन्दी</p>	<p>मधुप 1. कहानी फलों की</p> <p>व्याकरण 1. समान अर्थ वाले शब्द</p>	<p>अधिगम उद्देश्य छात्र मनोरंजन के साथ फलों के बारे में ज्ञान , पाठ का वाचन कर पाना। स्वस्थ जीवन शैली , फलों के बारे में ज्ञान पाठ के अंत में दिए गए प्रश्नोत्तर कर पाना। समान अर्थ वाले शब्दों का परिचय।</p>	<p>अधिगम परिणाम छात्र पाठ के सही उच्चारण के साथ वाचन कर पाएंगे। स्वस्थ जीवन शैली , फलों के बारे में जानेंगे। पाठ के अंत में दिए गए प्रश्नोत्तर कर पाएंगे। समान अर्थ वाले शब्दों का पहचान कर वाक्य बना पाएंगे।</p>	<p>क्रिया कलाप अपठित गद्यांश फलों की एक टोकरी का चित्र बना कर फलों के नाम लिखिए  फलों को धो कर और काट कर क्यों खाना चाहिए इस पर परिचर्चा करेंगे </p>	<p>अभ्यास अपठित गद्यांश कार्य पत्रक मौखिक</p> <p>अभ्यास कार्य पत्रक</p>
------------------------	--	---	---	--	---